

Yearly Report

Jan 1, 2015 - Dec 31, 2015

All Users
100.00% Sessions

Pageviews

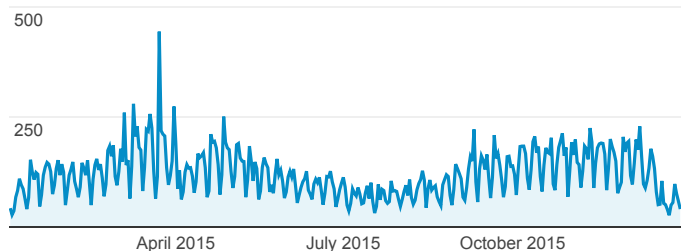
91,407

% of Total: 100.00% (91,407)



Sessions

Sessions

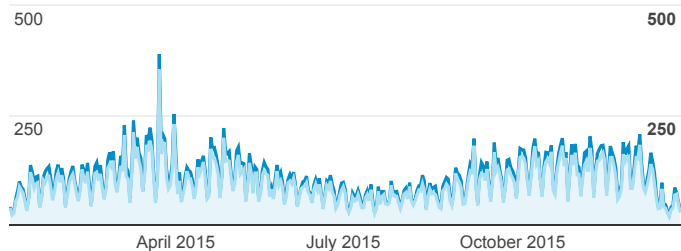


Sessions and % New Sessions by Country

Country	Sessions	% New Sessions
United States	20,723	76.81%
India	2,332	86.84%
Kenya	2,024	80.53%
Canada	1,520	90.46%
United Kingdom	1,486	90.58%
Philippines	1,412	88.39%
Australia	1,280	85.08%
Indonesia	888	81.76%
South Africa	880	85.00%
(not set)	705	85.53%

Users and New Users

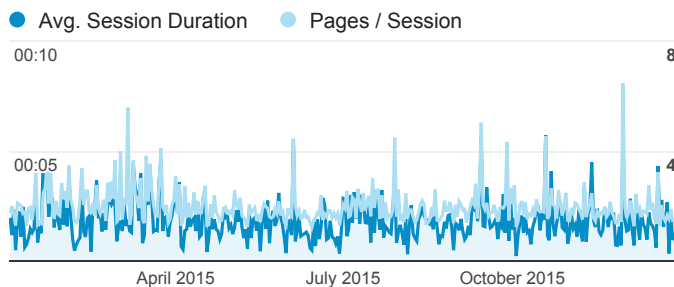
Users New Users



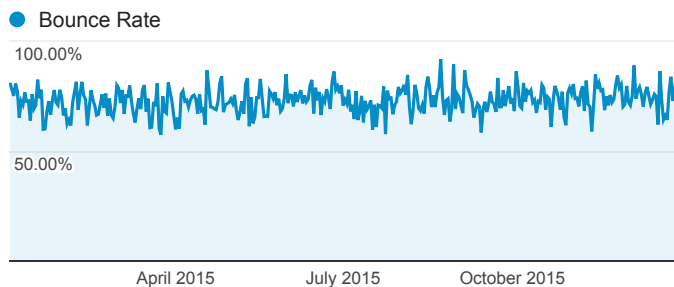
Pageviews by Page

Page	Pageviews
/	7,892
/rangelandswest	3,924
/inventorymonitoring/pointcentered	3,108
/maps/NorthAmerica	2,993
/inventorymonitoring/biomassmethods	1,770
/inventorymonitoring/matchingexample	1,587
/inventorymonitoring/daubenmire	1,240
/inventorymonitoring/composition	1,195
/dashboard	1,180
/inventorymonitoring/pointtransect	1,065

Avg. Session Duration and Pages / Session



Bounce Rate



Sessions and % New Sessions by Default Channel Grouping

Default Channel Grouping	Sessions	% New Sessions
Organic Search	33,941	82.54%
Direct	6,953	77.49%
Referral	3,004	74.33%
Social	82	79.27%
Email	2	100.00%

Sessions and % New Sessions by Source

Source	Sessions	% New Sessions
search.tb.ask.com	441	22.90%
semalt.semalt.com	161	100.00%
buttons-for-website.com	154	100.00%
www1.social-buttons.com	152	100.00%
int.search.tb.ask.com	125	78.40%
best-seo-offer.com	105	100.00%
californiarangeland.ucdavis.edu	85	69.41%
www.event-tracking.com	82	100.00%
success-seo.com	76	100.00%
snre.arizona.edu	74	86.49%

Sessions and Pageviews by Social Network

Social Network	Sessions	Pageviews
Facebook	55	93
Twitter	15	34
Weebly	5	9
LinkedIn	4	21
reddit	3	3

Sessions and % New Sessions by Landing Page

Landing Page	Sessions	% New Sessions
/	3,520	52.87%
/inventorymonitoring/pointcentered	2,661	85.79%
/rangelandswest	1,820	69.23%
/inventorymonitoring/matchingexample	1,466	92.84%
/maps/NorthAmerica	1,416	73.87%
/inventorymonitoring/biomassmethods	1,267	92.34%
/inventorymonitoring/daubenmire	1,084	80.17%
/inventorymonitoring/composition	946	91.01%
/inventorymonitoring/pointtransect	838	89.50%
/inventorymonitoring	689	75.76%

Sessions and % New Sessions by Source / Medium

Source / Medium	Sessions	% New Sessions
google / organic	31,638	83.47%
(direct) / (none)	6,953	77.49%
yahoo / organic	1,202	60.40%
bing / organic	893	80.29%
search.tb.ask.com / referral	441	22.90%
semalt.semalt.com / referral	161	100.00%
ask / organic	156	78.21%
buttons-for-website.com / referral	154	100.00%
www1.social-buttons.com / referral	152	100.00%
int.search.tb.ask.com / referral	125	78.40%